

Visitas al portal

MAYO

114,468



Transparencia
Presupuestaria



2 0 2 3

Secciones más visitadas




Proceso
presupuestario

52.82 %




Gobiernos
locales

23.56%



Tableros
interactivos

17.71%



Diccionario

11.55%




Crecimiento mensual



MAY



114.4k



ABR



104.0k



MAR



97.1k



FEB



89.9k