


Visitas al portal

ENERO


84,325



Transparencia
Presupuestaria


2 0 2 3

Secciones más visitadas




Gobiernos
locales

44.6 %



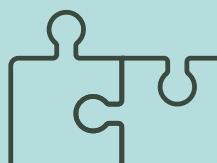
Proceso
presupuestario

27.10%



Herramientas
interactivas

18.52%




Construye
tu consulta

10.32%



Crecimiento mensual



ENE



84,3k



DIC22



80,5k



NOV22



78,7k



OCT22



75.3k